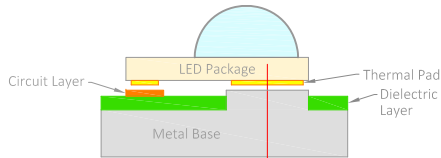
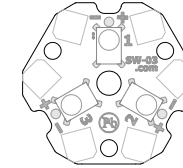


REVISIONS

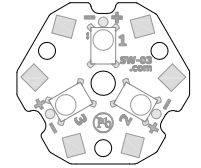
REV	DESCRIPTION	BY	DATE
B	Added side notches to allow perimeter wire routing	CW	Aug 15/23
B	Adjustment to correct for Carclo optic interference	CW	Aug 15/23
B	Adjusted outer perimeter to remain within classic Star outline	CW	Aug 15/23



This SABER² LED module features COFAN USA's Pillar technology for a direct thermal path from the LED to the heatsink

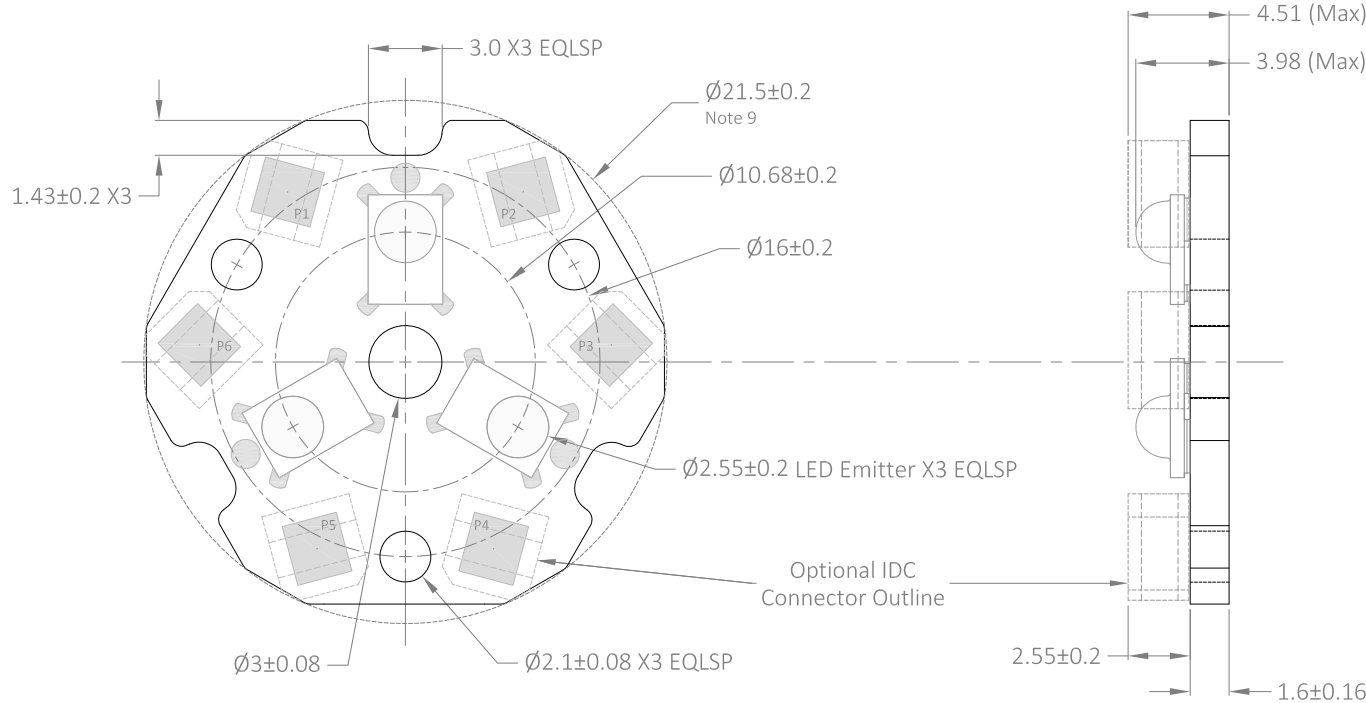


IDC Connectors



Solder Pads

PCB Pads & Markings
1:1



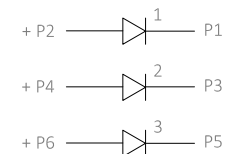
Scale 3:1

NOTES:

1. Base is a COFAN USA Pillar aluminum MCPCB with white soldermask and gold & black markings
2. Bottom of the MCPCB base is uncoated and electrically neutral.
3. Solder pads are ENIG plated.
4. The LED module must be mounted to a suitable heat sink with a thermally conductive interface material such as our pre-cut thermal adhesive tape. (Part LXT-T-12)
5. Thermally conductive double sided tape or epoxy is recommended for fastening the LED module to the cooling surface. Mechanical fasteners are not recommended. See the SW-03 datasheet for additional details.
6. See the datasheet for instructions for determining LED junction temperature.
7. Solder pad locations are relative from the center of the module to the center of the solder pad.
8. See the datasheet for additional wiring connection details.
9. Circular perimeter.

Solder Pad Locations (Note 7)				
Pad ID	X Loc	Y Loc	Size	Rotation*
P1	-4.7	7.2	2.5 x 2.7	165°
P2	4.9	7.2	2.5 x 2.7	15°
P3	8.6	0.9	2.5 x 2.7	45°
P4	3.7	-7.5	2.5 x 2.7	255°
P5	-3.5	-7.5	2.5 x 2.7	285°
P6	-8.4	0.9	2.5 x 2.7	135°

* Rotation angle around center point of pad.



Connection Schematic
(Note 8)

SCALE	As noted	DRAWN	RW	Jul 18/23	SOLDER PASTE	AIM NC-258
UNITS	MM	CHECKED	CW	Jul 31/23	REFLOW PROFILE	Standard
TOLERANCE	As noted	ISSUED/UPDATE	CW	Aug 15/23	QTY PER ARRAY	8



QTY	DESCRIPTION
1	SW-03 COFAN USA Pillar Aluminum MCPCB
3	LUXEON Rebel LED
6	AVX 00-9176-001-8X3-906 IDC Connector (Optional)
<p style="text-align: center;">Luxeon Star LEDs service@luxeonstar.com / www.luxeonstar.com</p> <p>PROJECT</p> <p style="text-align: center;">SW-03 SABER² Addressable Tri-Star Rebel LED Module</p> <p style="text-align: center;">Quadica Developments Inc.</p>	
PART: SW-03-XX-X	

REV: B