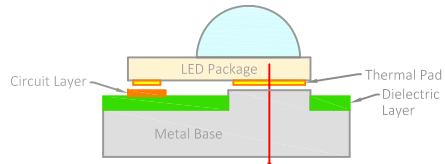
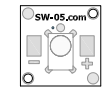


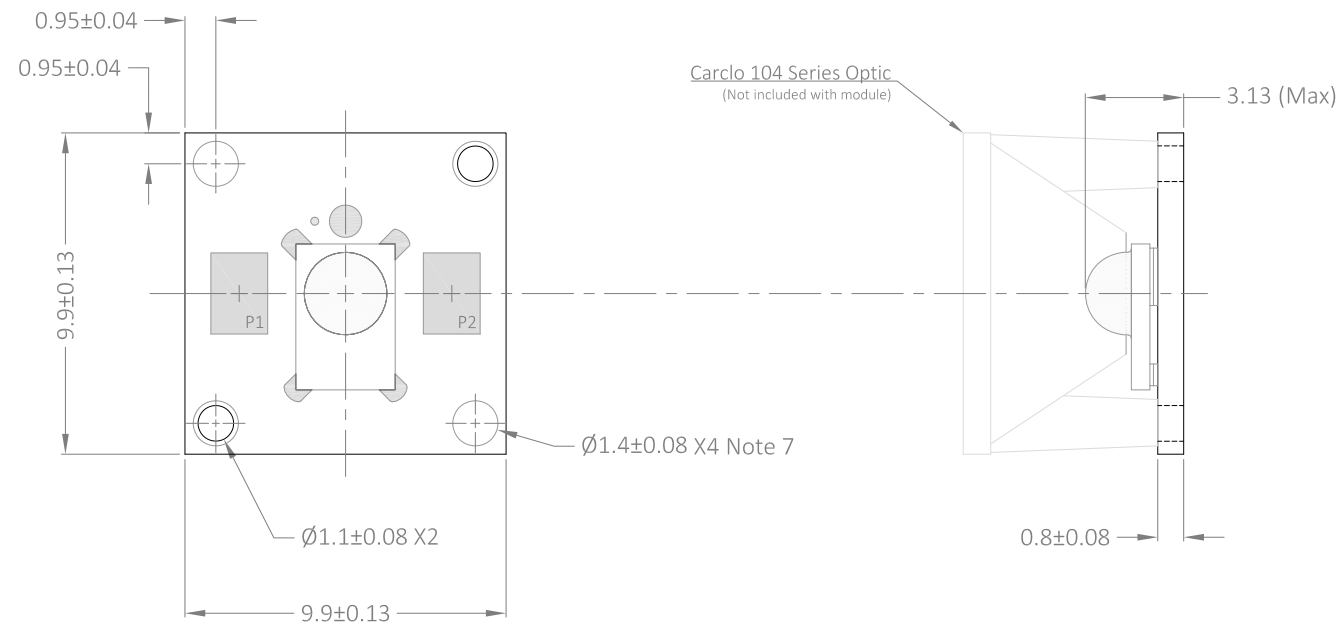
REVISIONS			
REV	DESCRIPTION	BY	DATE



This SABER² LED module features COFAN USA's Pillar technology for a direct thermal path from the LED to the heatsink



PCB Pads & Markings
1:1



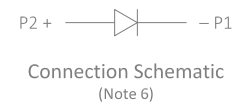
NOTES:

1. Base is a COFAN USA Pillar aluminum MCPCB with white soldermask and gold & black markings
2. Bottom of the MCPCB base is uncoated and electrically neutral.
3. Solder pads are ENIG plated.
4. The LED module must be mounted to a suitable heat sink with a thermally conductive interface material such as our pre-cut thermal adhesive tape. (Part LXT-R-10)
5. See the datasheet for instructions for determining LED junction temperature.
6. See the datasheet for additional wiring connection details.
7. 1.4mm openings are cut through the solder mask to accommodate positioning of Carclo 104 series optics.
8. Solder pad locations are relative from the center of the module to the center of the solder pad.

Scale 4:1

Pad ID	X Loc	Y Loc	Size	Rotation*
P1	-3.3	0.0	1.75 x 2.5	0°
P2	3.3	0.0	1.75 x 2.5	0°

* Rotation angle around center point of pad.



QTY	DESCRIPTION
1	SW-05 COFAN USA Pillar Aluminum MCPCB
1	LUXEON Rebel LED
Luxeon Star LEDs service@luxeonstar.com / www.luxeonstar.com	
PROJECT SW-05 SABER² 10 mm Square Rebel LED Module	
Quadica Developments Inc.	
PART: SW-05-XX	REV: A

SCALE	As noted	DRAWN	RW	Jul 22/23	SOLDER PASTE	AIM NC-258
UNITS	MM	CHECKED	CW	Jul 31/23	REFLOW PROFILE	Standard
TOLERANCE	As noted	ISSUED		Oct 28/23	QTY PER ARRAY	32

